



Cnr Lucas Rd & Sackville St  
 Seven Hills NSW 2147  
 Subscribe: <https://sevenhillwps.schoolzineplus.com/subscribe>

Email: [sevenhillw-p.school@det.nsw.edu.au](mailto:sevenhillw-p.school@det.nsw.edu.au)  
 Phone: 02 9622 2136  
 Fax: 02 9831 6437




13 October 2021

## LEADERSHIP HABIT FOR THE FORTNIGHT

### Habit 1 – Be Proactive

I have a “Can Do” attitude. I choose my actions, attitudes and moods. I don’t blame others. I do the right thing without being asked, even when no one is looking.



## Principal’s Message

Welcome back to Term 4!

I hope you have had a lovely holiday break and are all back into the swing of learning from home for the beginning of Term 4.

This term will see a lot of changes as we gradually transition back to face-to-face learning as the Premier announced in the adjusted return to school plan last week. Below are the key dates and details to help prepare you and your family for the return, including some changes in the staged return to school.

## Return to school roadmap

**COVID-safe operations for schools**

**Department Preschools, Kindergarten & Year 1**  
 18 October  
 Drop-offs and pick-ups will be by staggered groups and all entrances and exits will be used to start and finish school days.

**All other years**  
 25 October  
 Please follow the physical distancing rules, avoid gathering outdoors, and wear a mask (some exceptions apply for vulnerable students). Try to stay in the car. This does not apply to (COSSH). Sign-in protocols are required.

**Vaccination**  
 All adults on school sites must be fully vaccinated against COVID-19, including employees, contractors, volunteers and essential visitors. Masking for 12 and above are now required for all COVID-19 exposures. Parents and carers can book in a Pfizer or Moderna vaccine now.

**Masking**  
 Masks will be required for all staff and all students in Year 7 and above while they are indoors and outdoors on school sites unless resting or exercising. Masks are strongly encouraged for primary students both indoors and outdoors unless resting or exercising. Students should bring their own masks, where possible, but schools will have back-up supplies just in case. Masks are also required for all travel on public transport for children 15 years and older.

**Visitors**  
 Only essential visitors are allowed on school sites. All visitors are required to wear a mask and sign in using the Service NSW QR code when entering the school.

**Hand hygiene & cleaning**  
 Students will be introduced to wash their hands often, paper towels and other cleaning items will be readily available for students. Enhanced cleaning will continue on school sites.

**Ventilation**  
 Open or well-ventilated spaces reduce the risk of transmission of COVID-19. Outdoor settings are most likely to be the best at that in spaces with less ventilation. Outdoor settings will be used where practicable.

**From 18 October**  
 Students using HSC exams will be able to access their schools for some revision and study sessions.

**Students should be at school from these dates indicated for their year group unless they give otherwise.**

During Term 4, students will return to school in a staged approach, with no mingling or on-site activities.

In schools like ours where we have been learning from home for extended periods of time, students will return to face-to-face learning with NSW Health-approved COVID-safe settings on school sites in the following order:

- from 18 October – department Preschools, Kindergarten, Year 1
- from 25 October – all remaining year groups.

The return to school roadmap is subject to change depending on advice from NSW Health. You can stay up to date with the most recent information on our Advice for families page.

For those families who have siblings across year groups I know it will be difficult to keep some at home while others are back at school. But to re-iterate the message above – we need this time to prepare our school and staff for having all our students back, so it’s essential that you only send your children to school in line with our set plan.

## Virtual Assembly – this Friday 15 October at 2pm (via Zoom)

To welcome you and our students back to school and to discuss the roadmap to the return to face-to-face learning, we will be holding a virtual ‘return to school’ assembly this Friday at 2pm.

The Zoom link is:

<https://nsweducation.zoom.us/j/66510499268?pwd=WVl3YkZPeW5MRER4T3Y4bzEwb2lvQT09>

**Meeting ID:** 665 1049 9268  
**Passcode:** 040057

During the assembly we will outline our school’s plan for bringing students and staff back on site in a COVID-safe way this term; what to expect when face-to-face learning resumes; and where we need your support to ensure a successful return to school.

If you can't make the assembly, we will share an outline of our return to school plan in our Week 2 Newsletter.

We look forward to connecting with you at assembly. Please send any questions you would like answered to [sevenhillw-p.school@det.nsw.edu.au](mailto:sevenhillw-p.school@det.nsw.edu.au) in advance and we will make sure we cover as many as possible.

## Mask requirements

When students and staff return to school the following requirements are in place:

- masks are required for all staff and students in Year 7 and above indoors and outdoors (unless exercising or eating).
- masks are strongly recommended for primary students indoors and outdoors (unless exercising or eating).

Masks are mandatory on public transport. This applies to students aged 13 years and over, and staff when travelling to and from school and during school excursions by public transport or by chartered or private transport services.

## Growing Great Human Beings Every Day @ Seven Hills West Public School

Thank you to our amazing Seven Hills West Public School community for your support with our World Education Week presentation. Thank you to Miss Alison Cole, Mrs Louise Gatt, Mrs Katie Gardiner, Ms Jee Kim, Mrs Rebecca Mortlock, Mrs Reg Kennedy and Mr Rahul Guha for their incredible support in putting together the presentation.

At Seven Hills West Public School, our vision is to grow great human beings every day. To do this, we provide an engaging and nurturing learning environment which fosters our children's curiosity, confidence and creativity. 'Growing Great Human Beings Every Day' is integral to the delivery of our P-6 inclusive school approach. Our philosophy reflects the cultural inclusiveness of the Eastern and Western values our families share. We strive to establish an authentic and connected learning environment to support our student's academic, emotional, social, cognitive and spiritual growth and wellbeing.

It was a wonderful experience being able to represent our school and Australia at the conference. We had 995 people view our school event and we are grateful for the World Education Week team for helping us fix some technical glitches.

Please view our Growing Great Human Beings @ Seven Hills West Public School presentation via this YouTube link:

<http://www.youtube.com/watch?v=eZVvF1o5TSg>

## Supporting families' health and wellbeing during "stay at home" times

Keeping active and healthy is important for our physical and mental wellbeing, particularly at this time when we are required to stay at home.

The Healthy@Home tiles provide families with practical ideas and resources for being active, eating well, staying connected and supporting mental wellbeing.

### Tip 1: Just Jump

Right click & open link to download



### Tip 2: Wall Sits

Right click & open link to download



I wish you all a wonderful start to Term 4 and hope you and your family stay safe, healthy and happy.

**Warmly**  
**Shanti Clements**  
**Principal**

## Enrol Now and Join Our Kindergarten 'Virtual Orientation' Program

If your child has already turned 5 this year or will be turning 5 before 31 July 2022, they are eligible to start school next year.

We would appreciate if parents of our local area and of siblings of currently enrolled students could submit their applications as soon as possible. Please let your friends and family know that the if your child has already turned 5 this year or will be turning 5 before 31 July 2022, they are eligible to start school next year.

A poster for 'KINDY 2022' with a purple and blue background. It features a QR code on the left and the SHW logo at the top. The text asks 'IS YOUR CHILD READY TO ENROL?' and provides information for parents whose children are turning 5 before July 31, 2022. It includes a website link, contact information for staff, and a link to a virtual orientation program.

**KINDY 2022**  
**IS YOUR CHILD READY TO ENROL?**  
If your child is turning 5 before July 31, 2022 you can enrol them at your local school now.

**GO TO OUR WEBSITE**  
<https://sevenhillw-p.schools.nsw.gov.au/about-our-school/enrolment.html>

**OR CONTACT OUR FRIENDLY STAFF**  
02 9622 2136  
[sevenhillw-p.school@det.nsw.edu.au](mailto:sevenhillw-p.school@det.nsw.edu.au)

Join our Kindergarten Virtual Orientation at:  
<https://rise.articulate.com/share/3G8liqY15Xh6mQcwVyoXMMQt0w1zM-l/#/>

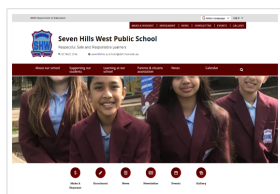
## Enrol Now and Join Our Preschool 'Virtual Orientation' Program

If your child has already turned 4 this year or will be turning 4 before 31 July 2022, they are eligible to start Preschool next

year. Register your interest to enrol at our Preschool and join the Preschool Orientation Program.

## Check out the Seven Hills West Public School Website

<https://sevenhillw-p.schools.nsw.gov.au/>

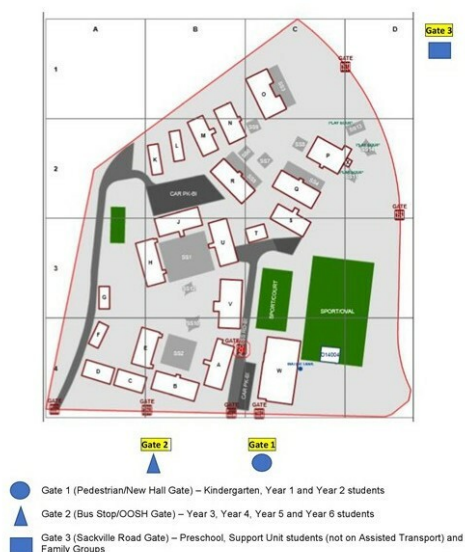


For all up-to-date newsletters, policies, calendar events and class information, please regularly visit the school website (hosted by NSW Department of Education).

We also upload the school newsletter each fortnight and send it to parents via the SchoolZine service.

## GATES

Map of Drop-Off and Pick-Up Gates



## PLEASE NOTE:

During LEVEL 4 lockdown – **GATE 1** (Lucas Road – at School Hall) is the **ONLY** gate for entering and exiting the school.

## COVID-Safe School Operational Plan

Level	Overview	Guidance on Mask wearing
Level 1	<p><b>School operating in a COVID-safe way</b></p> <ul style="list-style-type: none"> <li>Hand sanitiser provided at all entrances</li> <li>Tables and chairs are not shared between classes</li> <li>Regular cleaning of high-touch surfaces</li> <li>Physical distancing maintained at all times</li> <li>Staff and students wear masks</li> <li>Staff and students avoid handshakes</li> <li>Staff and students avoid close contact</li> <li>Staff and students avoid sharing drinks and food</li> <li>Staff and students avoid sharing coats and bags</li> <li>Staff and students avoid sharing personal items</li> <li>Staff and students avoid sharing personal items</li> <li>Staff and students avoid sharing personal items</li> </ul>	<ul style="list-style-type: none"> <li>Hand sanitiser provided at all entrances</li> <li>Tables and chairs are not shared between classes</li> <li>Regular cleaning of high-touch surfaces</li> <li>Physical distancing maintained at all times</li> <li>Staff and students wear masks</li> <li>Staff and students avoid handshakes</li> <li>Staff and students avoid close contact</li> <li>Staff and students avoid sharing drinks and food</li> <li>Staff and students avoid sharing personal items</li> <li>Staff and students avoid sharing personal items</li> <li>Staff and students avoid sharing personal items</li> </ul>
Level 2	<p><b>COVID-safe classrooms</b></p> <ul style="list-style-type: none"> <li>Hand sanitiser provided at all entrances</li> <li>Tables and chairs are not shared between classes</li> <li>Regular cleaning of high-touch surfaces</li> <li>Physical distancing maintained at all times</li> <li>Staff and students wear masks</li> <li>Staff and students avoid handshakes</li> <li>Staff and students avoid close contact</li> <li>Staff and students avoid sharing drinks and food</li> <li>Staff and students avoid sharing personal items</li> <li>Staff and students avoid sharing personal items</li> <li>Staff and students avoid sharing personal items</li> </ul>	<ul style="list-style-type: none"> <li>Hand sanitiser provided at all entrances</li> <li>Tables and chairs are not shared between classes</li> <li>Regular cleaning of high-touch surfaces</li> <li>Physical distancing maintained at all times</li> <li>Staff and students wear masks</li> <li>Staff and students avoid handshakes</li> <li>Staff and students avoid close contact</li> <li>Staff and students avoid sharing drinks and food</li> <li>Staff and students avoid sharing personal items</li> <li>Staff and students avoid sharing personal items</li> <li>Staff and students avoid sharing personal items</li> </ul>
Level 3	<p><b>COVID-safe activities and non-curricular activities</b></p> <ul style="list-style-type: none"> <li>Hand sanitiser provided at all entrances</li> <li>Tables and chairs are not shared between classes</li> <li>Regular cleaning of high-touch surfaces</li> <li>Physical distancing maintained at all times</li> <li>Staff and students wear masks</li> <li>Staff and students avoid handshakes</li> <li>Staff and students avoid close contact</li> <li>Staff and students avoid sharing drinks and food</li> <li>Staff and students avoid sharing personal items</li> <li>Staff and students avoid sharing personal items</li> <li>Staff and students avoid sharing personal items</li> </ul>	<ul style="list-style-type: none"> <li>Hand sanitiser provided at all entrances</li> <li>Tables and chairs are not shared between classes</li> <li>Regular cleaning of high-touch surfaces</li> <li>Physical distancing maintained at all times</li> <li>Staff and students wear masks</li> <li>Staff and students avoid handshakes</li> <li>Staff and students avoid close contact</li> <li>Staff and students avoid sharing drinks and food</li> <li>Staff and students avoid sharing personal items</li> <li>Staff and students avoid sharing personal items</li> <li>Staff and students avoid sharing personal items</li> </ul>
Level 4	<p><b>Learning from Home</b></p> <ul style="list-style-type: none"> <li>Hand sanitiser provided at all entrances</li> <li>Tables and chairs are not shared between classes</li> <li>Regular cleaning of high-touch surfaces</li> <li>Physical distancing maintained at all times</li> <li>Staff and students wear masks</li> <li>Staff and students avoid handshakes</li> <li>Staff and students avoid close contact</li> <li>Staff and students avoid sharing drinks and food</li> <li>Staff and students avoid sharing personal items</li> <li>Staff and students avoid sharing personal items</li> <li>Staff and students avoid sharing personal items</li> </ul>	<ul style="list-style-type: none"> <li>Hand sanitiser provided at all entrances</li> <li>Tables and chairs are not shared between classes</li> <li>Regular cleaning of high-touch surfaces</li> <li>Physical distancing maintained at all times</li> <li>Staff and students wear masks</li> <li>Staff and students avoid handshakes</li> <li>Staff and students avoid close contact</li> <li>Staff and students avoid sharing drinks and food</li> <li>Staff and students avoid sharing personal items</li> <li>Staff and students avoid sharing personal items</li> <li>Staff and students avoid sharing personal items</li> </ul>

## We're all in this together



## Everyone Stay Safe

Stay updated via:

- Facebook
- Schoolzine
- Seven Hills West website



## Automated Pedestrian Gate 1

Our new automated pedestrian gate at Gate 1 is now in operation.

Please be aware that Gate 1 will be open from 8am to 9.30am and 2.30pm to 3.30pm daily.

Should you need to enter the school at other times during the day – please press the buzzer – wait for the Admin office to respond – then wait until the gate opens before entering.

**Please DO NOT push or pull on the gate.**

You will also need to press the buzzer when exiting and wait for the Admin office to respond – again, please wait until the gate opens before exiting.





## Attendance

Student attendance records will be closely monitored. If your child is absent, it is important that a note/certificate explaining their absence is given to the classroom teacher when your child returns to school. Parents/Carers will be given a letter if an explanation is not provided for the student's absence and this must be completed and returned to the classroom teacher so that the student's attendance records will be updated accordingly.

### Student Absences

The Department of Education deems that all students must attend school every day. Families are also advised that holidays should be taken during school holiday periods.

If your child is absent from school please notify the school in writing by either sending an email to the school email or sending a note to the class teacher explaining the absence.

If your child is sick for one day, you **DO NOT** need to ring the school but can send a note to school with your child on the following day.

Absences are recorded in the class roll and this roll is admissible as evidence in a court of law.

- Partial absences are also recorded in the roll, where a child arrives late to school or leaves school early.
- If a student is late to school, a parent should escort them to the office so they can give the reason for the late arrival.
- Students, who are constantly late to school, miss the morning lesson introduction and this can lead to gaps in learning.

When your child misses just...	that equals...	which is...	and therefore, from Kindy to Year 12, that is...	This means that the best your child can achieve is...
1 day each fortnight	20 days per year	4 weeks per year	Nearly 1 1/2 years of school	Equal to finishing Year 11
1 day a week	40 days per year	8 weeks per year	Over 2 1/2 years of school	Equal to finishing Year 10
2 days a week	80 days per year	16 weeks per year	Over 5 years of learning	Equal to finishing Year 7
3 days a week	120 days per year	24 weeks per year	Nearly 8 years of learning	Equal to finishing Year 4

*Give your child every chance to succeed...* **Every day counts!**

Please endeavour to maximize your child's attendance at school to ensure that they have the best start possible, every day!

If you are intending to take leave for more than three days, and you know in advance, it is important that this be discussed with the school as an application for leave may be required. If your child is absent for longer than three days it is important that you contact the school to let them know the reason for the absence.

NSW Department of Education

## Why attendance matters

When your child misses school they miss important opportunities to:

- Learn
- Make friends
- Build skills through fun

**Days missed = years lost**

A day here and there doesn't seem like much, but...

When your child misses just...	they miss weeks per year	and years over their school life
1 day per fortnight	4 weeks	Over 1 year missed
1 day per week	8 weeks	Over 2.5 years missed

## ZOOM LEARNING

### ZOOM EXPECTATIONS

SEVEN HILLS WEST PUBLIC SCHOOL

- BE ON TIME**  
Be ready and on time. Have devices, charged and Zoom installed.
- BE RESPONSIBLE**  
Mute your microphone until it is your turn to speak.
- BE A LEARNER**  
Ask your teacher questions and join discussions. Complete your work.
- BE RESPECTFUL**  
Listen to teacher instructions, sit for the whole lesson.
- BE SAFE**  
Stay in common areas of your home and tell your family before joining Zoom session. Do not share passwords.
- DO NOT TAKE PHOTOS OR VIDEO DURING ZOOM SESSIONS**

## Deputy Principal's Message

### Transition Back to School

Our Learning Wellbeing and Support team, including our School Counsellor, Edwin Tse and School Chaplain, Laura Payne, are busily working on a 'transition back to strategies' to support all students, families and staff.

As we work together on this please ensure we are all very excited to see our students return to school and back into the classroom.

### Helpful Tips for coming back to Primary School

#### HELPFUL TIPS FOR COMING BACK TO PRIMARY SCHOOL

- BE KIND AND PATIENT**  
Everyone will get back to school in a different way. Showing kindness and being patient with the people around you will help you feel better.
- SCHOOL WORK**  
If you have any school work, you should try to get it done before you start school. This will help you to be ready to learn.
- BE SAFE**  
Listen to your teacher. Stay in common areas of your home and tell your family before joining Zoom session. Do not share passwords.
- FEELINGS**  
It can be hard to feel happy when you are nervous, sad or angry. It's okay to feel this way. Talk to your parent or teacher about how you are feeling.
- HAVE SOME FUN**  
Your teacher wants you to enjoy being back at school. Join in the classroom and have fun with the people around you. This will help you feel better.
- EAT**  
Food is fuel for your body. Eat a healthy breakfast and drink a healthy drink. This will help you to be ready to learn.
- SLEEP**  
Having a good night's sleep is important. Go to bed early and wake up early. This will help you to be ready to learn.

## Intensive Learning and Support Program (ILSP)

Early next week, selected students from Kindergarten and Year 1 will receive a letter outlining that they will be participating in small group targeted learning support to help develop skills in either literacy and / or numeracy.

I would like to introduce our para-professionals working with the classroom teachers and students: Ms Tarantolo, Mr Glew, Ms Marshall and Ms Bedford. The para -professional were highly active on Zoom and supported our Year 2, 4 and 6 students in Term 3 and we are very fortunate to have them continue to work at Seven Hills West PS in Term 4.

Any further questions you may have, please do not hesitate to contact me via our school office.

**Mrs K Gardiner**  
**Deputy Principal**


## STAGE UPDATES

### Preschool

Welcome to Term 4!

Thank you to all our families for sharing the amazing work that is happening via at home learning.

We are building our early writing skills as we continue to practice drawing with direction and control. We have explored making different lines and shapes. This is building our drawing skills as we explore holding our pencils to draw marks with direction. Look at our amazing drawing skills.



We have continued to build our creativity and grow our thinking skills. We problem solved as we design and make our creations using our imaginations. Look at our great designs as we have explored making-rainbows, towers, and bridges. I am sure the Wombat's and Emu's are looking forward to getting back onsite to use our big blocks.

We have loved exploring how the Emu's and Wombat's continue their learning and build their skills. We can't wait to get back to Preschool to learn together!!!

We look forward to seeing you at Preschool next week.

Thank you,

**Miss Natalie Roche and Mrs Sharon North**  
**Early Childhood Teacher**

### Early Stage 1

This week Kindergarten have been learning about emotions and how to act out each feeling.

Their acting skills are improving, and it is assisting them in identifying how to respond to different situations when they might feel a particular way.



**Miss S Luc – KL Teacher**

## Stage 1

### English

In Literacy, students in Stage 1 will read various literature based on Space and Earth.

This will involve predicting what the story will be about, who the main characters are and where the stories will be taking place. We will also be asking some open-ended questions and analysing the books in detail.

As part of our writing this term, Stage 1 will be focussing on Informative Text and students will be writing Informative Reports on the Moon, a famous Astronaut, the Planet Mars and a famous animal that has ventured into space.

Students will also be studying Narratives with a connection to our literacy themes. Stage 1 will also be continuing their Grammar lessons and Handwriting and both of these subjects will be linked to the students writing and reading.



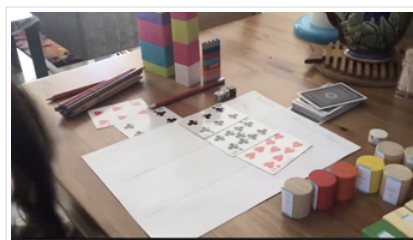
**Anvi – Informative Text**

### Mathematics

In mathematics, students in Stage 1 have been learning about Whole Number and Volume and Capacity.

Students have participated in activities that help them to know the value of digits within numbers. They used concrete materials such as popsticks and marbles to make groups of ten and even hundreds. Students used materials and resources that they found around their house such as Lego and matchboxes to inquiry about the volume of objects.

Students investigated capacity and predicted the volume of containers. They ordered containers from least to most capacity and researched water displacement.



Bella – Place Value & Volume




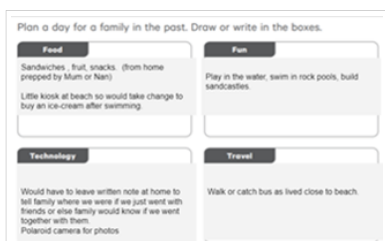
Abeer – Volume

## History

In History, Stage 1 has been looking at “what everyday life was like in the recent past; when their parents and grandparents were young”.

Students used and analysed various sources such as interviews, photographs, artefacts, music and video footage to gain a better understanding of the similarities and differences between the past and present. They compared classrooms, delivery of mail, dance and telephones from the past to that of the present.

Students also created a plan of how a normal day in the past would look like.



Austin – A Day Plan in the past

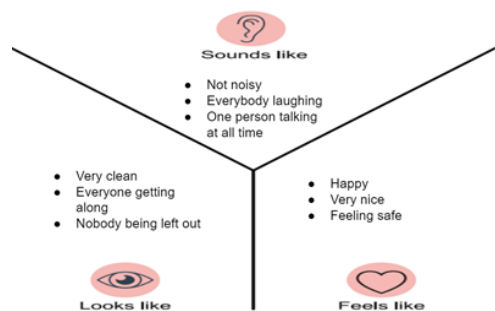
Swara – A Day Plan in the past

## PDHPE

In PDHPE students have been learning about concepts related to their identity and defining who they are as a person.

Not only have they learned about what makes them unique individuals, but they have also explored what it means to be respectful and inclusive of others.

Below is a beautiful example of what students have been reflecting upon and constructing in PDHPE; a Y graph highlighting how respect can be identified in the classroom at school.



Maqam – Y Graph

## Stage 1 Teachers

## Stage 2 and 3

Firstly, all the teachers would like to give a warm welcome back to all students this week. All students are reminded to attend their class zoom session each day and submit their daily digital workbooks.

## Mathematics:

### Stage 2:

Students in Stage 2 have been focusing on reading 5-digit numbers. The students are identifying the value of numbers from ones up to tens of thousands, in written and numerical forms. They have all been working very hard and showing improvement in understanding place value.

Project	Cost	Round to nearest \$10 000
Playground upgrade including new equipment	\$13 925	10000
Stage and seating in drama theatre	\$58 210	60000
Installation of 2 basketball courts	\$22 835	20000
Extend and refit library	\$85 540	90000

Subaksanaa

MATHEMATICS - EXPANDED NOTATION			
Task: Match the number on each brush with the correct expanded notation on the easels.			
28 359	49 761	50 103	88 943
20 000 + 8000 + 300 + 50 + 9	40 000 + 9000 + 700 + 60 + 1	50 000 + 100 + 3	80 000 + 8000 + 900 + 40 + 3

Ian

### Stage 3:

Students in Stage 3 are focusing on Factors and Multiples. The students are consolidating their understanding the Lowest Common Multiple & Highest Common Factor.



**PRIME OR COMPOSITE?**

Task: Are the numbers prime or composite? Sort them into the correct column of the table by dragging them.

Prime	Composite

*Racheal*

**PRIME OR COMPOSITE?**

Task: Are the numbers prime or composite? Sort them into the correct column of the table by dragging them.

Prime	Composite

*Mansi*

The students have also been identifying and working with prime and composite numbers. They understand the difference between Prime numbers which are numbers that are divisible only by itself and 1 and Composite numbers which are numbers that have more than two factors.

### English:

In Writing, Stage 2 students are working on developing their writing skills for an information report about plastics. They are developing their knowledge to research and plan before beginning writing by recognising the key information points.

**Paragraph 3**  
 • How are plastics made? Use scientific language and evidence to explain this.

Plastic is made from crude oil. In order to get crude oil you will have to dig through the earth deep, after they get crude oil they put it into cans and containers. The crude oil is then sent through the pre heater which boils the oil and then it is then sent into the furnace. There are seven states of the oil. These types are lubricant, diesel, kerosene, petrol, naphtha, petroleum gas [pg].

*Zain*

Plastics are a **wide range of synthetic or semi-synthetic materials that use polymers as a main ingredient**. Their plasticity makes it possible for plastics to be moulded, extruded or pressed into solid objects of various shapes. ... Plastics typically are made through human industrial systems. The properties of plastic are light, soft and squishy.

A key breakthrough came in **1907**, when Belgian-American chemist Leo Baekeland created Bakelite, the first real synthetic, mass-produced plastic.

Plastics are made from **raw materials like natural gas, oil or plants**, which are refined into ethane and propane. Ethane and propane are then treated with heat in a process called "cracking" which turns them into ethylene and propylene. These materials are combined together to create different polymers.

Plastic is used across almost every sector, including to **produce packaging**, in building and construction, in textiles, consumer products, transportation, electrical and electronics and industrial machinery.

*Aman*

Stage 3 students are developing their Information reports focusing on recycling. The students have been using their research skills and organising the information into the structure of the information report.

**Recycling is a way to make trash and turn it into new products** like plastic containers and many others. There are many different ways to recycle as well as different materials and products that are used while recycling. Recycling isn't a modern idea and has been done before but wasn't completed how society wanted us to. Aboriginals and Torres Strait Islanders have been recycling for a generation. Well for the white settlers recycling was a way of making lots of limited supplies.

**Different materials that you can recycle** are bubble wrap, cardboard, plastic materials and so on. These materials end up in the environment rather than in the trash. All sorts of materials can be recycled. Some of the most common processes in use today involve recycling plastic, glass, metals, paper, electronics and textiles. Typical used items made of these materials include soda cans, plastic milk cartons, newspapers, old computers, and cardboard boxes.

**There are many different processes of recycling.** The process isn't quite as complicated as it is for some other materials. To recycle you have to first turn the materials into strips and then melt it. This is because after they have done this process they reuse it and turn it into something new. From there, the aluminum can be used to make new cans and other aluminum items. There are many more steps when it comes to recycling so you better be careful.

**There are many advantages when it comes to recycling.** Recycling materials means less trash and saves space in dumps and landfills. When we use materials again, this means we can take fewer resources from Earth. In general, recycling materials can produce less pollution helping to keep our environment clean. Another benefit is that it conserves natural resources such as timber, water and minerals. It increases economic security by tapping a domestic source of materials. It also prevents pollution by reducing the need to collect new raw materials. The last thing it does is save energy.

**Some challenges we face while we recycle** are when things are incorrectly put in the recycling bin, it causes problems during the recycling process. Some councils allow plastic bags to go in recycling bins while in other areas we must take them to special bins outside supermarkets. The plastic lids can be recycled but the cups usually can't and should go in the rubbish.

*Shuva*

<p><b>What is recycling? What is the history of recycling?</b></p> <ul style="list-style-type: none"> <li>Recycling is a process of taking materials that need to be thrown so they convert them into reusable materials.</li> </ul> <p>The first use of recycling was in Japan - 9th century Japanese people began recycling paper as soon as they learnt how to produce it. Then recycling began to become apart of paper consumption and production. In the 12 century, a case was recorded of an emperor's wife: after the emperor died, she recycled all the poems and letters she received from him and wrote a sutra on the recycled paper to wish peace upon his soul.</p>	<p><b>What can you recycle?</b></p> <p>Things that you can recycle</p> <ul style="list-style-type: none"> <li>Paper - newspaper, magazine and other mixed papers</li> <li>Cardboard</li> <li>Glass and Jars bottles</li> <li>Food waste</li> <li>Rigid plastic products</li> <li>Aluminium cans - metals containers</li> </ul>
<p><b>What is the process of recycling?</b></p> <p>Steps of recycling</p> <p>Step 1: First collecting the recyclables</p> <p>Step 2: Second, the Material Recovery Facility (MRF) sort out all the recyclables products given and clean them</p> <p>Step 3: Next, they manufacture old objects and turn into something new</p> <p>Step 4: After the process they get shipped to shops and then we humans buy them.</p>	<p><b>What are the advantages of recycling?</b></p> <p>Advantages of recycling:</p> <ul style="list-style-type: none"> <li>Helps to reduce energy usage</li> <li>Reduce air pollution</li> <li>Less of consumption of fresh raw material</li> <li>It lessens water pollution - landfilling</li> </ul>
<p><b>What are the challenges of recycling?</b></p> <p>When recycling there are some dangers and challenges such as:</p> <ul style="list-style-type: none"> <li>Chemical exposure</li> <li>Dust explosion</li> <li>Machine guarding hazards</li> <li>Exposure to powerful equipment - some with moving parts</li> </ul>	

*Monisha*

In Reading, the students in Stage 2 &3 have been focusing on the super six comprehension strategies of Prediction, Questioning, Making Connections, Monitoring, Visualising and Summarising. They focus on different strategy through the week to assist each student develop their comprehension skills.

### History:

Stage 2 are focusing on understand the significance of Australian celebrations and commemorations. The students are recognising the reason for all the different celebrations and commemorations such as ANZAC Day and why it's important to society.

**HISTORY - REMEMBERING**

Make sure that your answers are written in complete sentences.

We often use symbols to represent events, ideas or people that are important to us.

What is a symbol that is important to you? Insert a picture of the symbol and explain what it means to you.

Insert a picture of a symbol below: 	Write what the symbol means to you: It means peace and everyone is calm with no fighting
---	---

*Gabrielle*

**HISTORY - REMEMBERING**

Make sure that your answers are written in complete sentences.

Celebrations and commemorations both mark important events or people. Research using Google search or Kiddle and share your answers to the questions below.

- What is the difference between a celebration and commemoration?  
 A celebration is when you celebrate something for example birthday.  
 A commemoration is when you celebrate onzac day.
- Can an event be both? If so, can you think of an example?  
 Birthday easter halloween



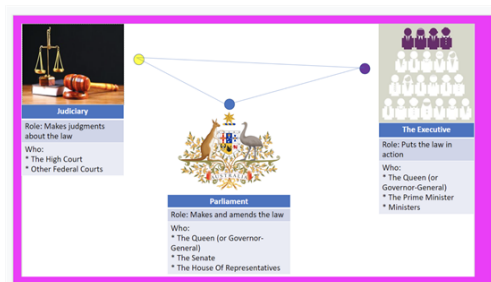
Hishvaani

Stage 3 are focusing on Australia as a Nation. The students are building their knowledge on what Australia's three different levels of government are. The students will discover the roles and responsibilities of each of the level of government.

*roles and responsibilities of The Parliament*

<p><b>parliament</b></p> <p>ROLE-THE MAKES AND AMENDS LAWS</p> <p>COMPOSITION-THE PARLIAMENT THAT IS THE LEGISLATURE OF GOVERNMENT AUSTRALIA, ITS MADE UP OF THE QUEEN "QUEEN ELIZABET II", THERE ARE THREE ELEMENTS, (REPRESENTED BY GOVERNERS GENERAL)SENATE AND HOUSE OF REPRESENTATIVES.</p>	<p><b>Executive</b></p> <p>ROLE-PUTS LAW INTO ACTION</p> <p>COMPOSITION-THE EXECUTIVE IS MADE UP OF PRIMEMINISTERS</p>	<p><b>Judiciary</b></p> <p>ROLE- THE JUDICIARY MAKES JUDGEMENTS ABOUT THE LAW</p> <p>COMPOSITION- THE JUDICIARY IS MADE UP OF HIGH COURT AND OTHER FEDERAL COURTS</p>
--	--	---

Subhali



The diagram shows the three branches of government: Judiciary, The Executive, and Parliament, each with their respective roles and members.

Taylah

## Stage 2 and 3 Teachers

### Support Unit

K-6 A students have had an exciting start of Term 4.

The students seemed fresh and eager to return to the class zoom sessions to see their friends and teachers. They loved sharing their holiday experiences with their peers and wrote a recount using their developing sentence formation skills. Further they drew beautiful illustrations.

The students have been showing great commitment to their learning from home and this reflects in their work samples.



They are excited and looking forward to getting back into the face-to-face school routine.

**Mrs Arora – Classroom Teacher**

## COVID-19 VACCINATION – Let's Do This

Let's do this – book your COVID-19 vaccination today

People across NSW are getting vaccinated in extraordinary numbers. Even during these challenging times, people are working together to protect themselves, their loved ones and our community. Each vaccination brings us closer to getting back to doing the things we love.

But our work is not yet done. We need many more people to step forward and get vaccinated now. COVID-19 vaccination with two doses reduces the chance of you spreading the virus to those around you and gives you around 90% protection against hospitalisation and death. It's also a way you can support our healthcare and essential workers who are caring and providing for those who need it most.

How to book your vaccination

Everyone 16 and over can get a COVID-19 vaccine. Appointments are available at more than 2,000 GPs, pharmacies, Aboriginal Medical Services and NSW Health vaccination clinics across NSW. Speak to your local GP or pharmacist or visit [nsw.gov.au](http://nsw.gov.au) to make a booking. Appointments are also now available for those aged 12 - 15 who are National Disability Insurance Scheme (NDIS) participants, have health conditions, identify as Aboriginal or Torres Strait Islander or who live in a rural area.

COVID-19 vaccines are safe, effective and free.

Don't delay

The risk of COVID-19 in the community is high. It can cause serious illness and death. You can't predict who will get very unwell.

For the latest information visit the link below or contact the National COVID-19 Vaccine Helpline on 1800 020 080, 24 hours a day, 7 days a week. For a free telephone interpreter, ring TIS National on 131 450 (24-hour helpline) and say the language you need. Ask the interpreter to connect you to the COVID-19 Vaccine Helpline.

<https://www.nsw.gov.au/covid-19/vaccination/get-vaccinated>


The sooner we are protected, the sooner we can get visitors to our regions, travel, and get family back home and our state back to business. Let's do this, together.





# CALENDAR

## TERM 4 - 2021

Planning Sheet for Term 4 - 2021					
	Monday 11	Tuesday 12	Wednesday 13	Thursday 14	Friday 15
2					
3	Monday 18 Kindergarten and Year 1 return to face to face	Tuesday 19 P&C Meeting 9.15am via Zoom 	Wednesday 20	Thursday 21	Friday 22
4	Monday 25 Years 3 to 6 return to face to face	Tuesday 26	Wednesday 27	Thursday 28	Friday 29
5	NOVEMBER Monday 1	Tuesday 2	Wednesday 3	Thursday 4	Friday 5

Dates and activities are subject to change. Please review newsletter, our Facebook page and/or our school website, for any changes.



## REFILLABLE WATER BOTTLES

Please ensure your child has a refillable water bottle each day so they can stay hydrated during the school day.



Additionally, a frozen popper in the lunch box will defrost by lunchtime and be refreshing for your child to drink.

## OOSH PICK UP/DROP GATE

### SEVEN HILLS WEST OOSH

Parents who are dropping off or collecting students from OOSH please remember to use Gate 2.

Please **DO NOT USE** driveway gate.

## Important Reminders

### ALLERGY ALERT

In the interests of the health and safety of all our students please ensure that your child does not bring anything to school for recess or lunch which contains nut and/or egg products. This will include peanut butter or Nutella spread on sandwiches, peanut butter dippers, snack packs with nuts and nut muesli bars.

Your understanding and support in this very important health issue are greatly appreciated.

### SCHOOL HOURS

Children **ARE NOT** to be at school BEFORE 8.30am each morning and **must be collected at 3.00pm** each afternoon. Should your child need to be at school EARLIER than 8.30am or need to be collected LATER than 3.00pm, it is necessary for you to arrange for your child to be taken to **Out of Hours School Care** that is located on our premises. This is run by Wesley Out of School Hours Care and their contact number is 9626 1260.

## P & C News

Hoping that all our families are staying safe and well.

Our next P&C meeting will be held on Tuesday 19th October, via Zoom.

Please keep updated via Schoolzine and FaceBook.

## Uniform Shop

Our Uniform Shop is temporarily closed.

We will communicate when it is can re-open.



## P & C Committee



Flexischools is temporarily not operating.

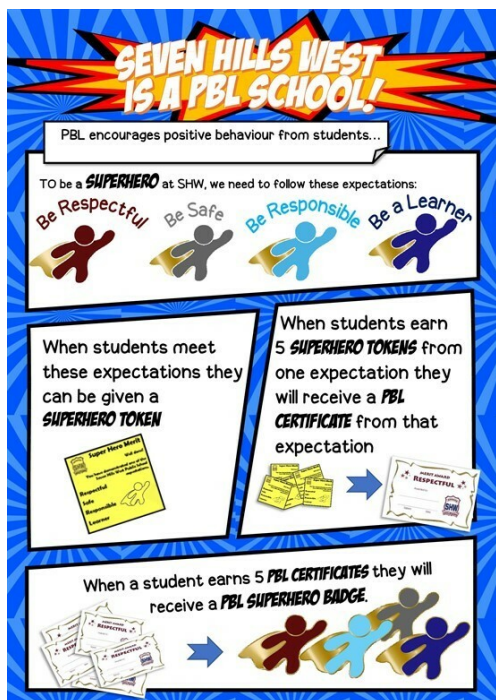
We will communicate when it can re-commence operation.



## Food for school

Please be mindful – if sending food with students that requires a spoon or fork – kindly ensure you send utensils with your child. We are unable to supply these to the students.

## Positive Behaviour for Learning



## Health and Safety Matters

As well as keeping our staff and students safe on school grounds we aim to maintain a safe environment for parents. If you have a slip, trip or fall or any other issue related to parent safety in the school grounds please notify the office as soon as possible so we can endeavour to identify and resolve any hazards.

It is also a request that dogs not be brought onto the school site without prior permission. Companion dogs are always welcome as required, however pets in the school can cause stress to students and animals.

### Staff Car Park

A reminder to parents/caregivers. **The Staff car park IS NOT a 'walk through' area or parking for area for parents.**

Safety is of the utmost importance to our students and it would be appreciated if you would cooperate in regard to safety in our car park.

### Student Toilets

Just a friendly reminder that student toilets are **not to be used** by parents. If parents have a younger child that requires toileting assistance, please see the office staff to access the toilets located beside the new school hall.

Student toilets are to be used by **students** of Seven Hills West PS.

## Changes of Clothes

Children in Kindergarten to Year 2, can, on occasion, have an 'accident' by forgetting to go to the toilet at break time, or not advising the teacher that they need to go to the toilet.

This then results in children 'wetting' themselves and coming to the office for a spare change of clothes.

Our supplies are now depleted – so we ask that each parent with children in Kindergarten to Year 2 supply a change of clothing in their child's bag in case of emergencies.

Additionally – our supplies for Years 3-6 have also depleted (shorts/skorts/shirts/underwear).

Any donations of clothing (not jumpers) for students K-6 would be greatly appreciated.

We thank you for your support in this matter.

**SHWPS Administration Office**

### Birthday Cakes

Until further notice – birthday cakes/lolly bags/party bags (including party favours bags) and ANY shared foods ARE NOT permitted.

We will keep you updated with when this can begin again.

## Notes and Payments

Please be advised that all school notes and written communication are now placed on our website for your easy access. Families that have requested multiple copies will now need to access the website. We are encouraging the use of technology @ SHWPS!

### Important

It would be appreciated, if when completing permission notes, you could include **the child's FULL NAME (Given Name and Surname) AND CLASS**, in order for the office to correctly identify the student who is participating in the special activity.

### Sending money to school

If paying by cash or cheque, payment envelopes are available to allow office staff to quickly record details for our students.

**A reminder: A permission note must be completed for every student in the family for all activities. Please note the office does not carry change. Please provide the correct money with your payments. We encourage families to pay using our POP – Payment online system via our school website.**

### Collection of Money and Permission Notes

To ensure that students' needs are met on excursions, extra curricula activities and for visiting performances, it is necessary to have procedures in place regarding payments and permission notes. These procedures allow teachers to:

- Ensure that the correct number of teachers are allocated to an activity or excursion
- Buses are ordered for the right number of students
- Book correct numbers for all activities on excursions
- Organise supervision for students not involved in these activities
- Cancel activities if numbers are too low, within a reasonable timeframe.

It will also allow the office staff to have correct numbers, permission notes and money organised before the day of the activity or excursion.

These procedures include any area where money is paid to the school e.g. Excursions, visiting performances, sporting events, book club etc.

**For this to be implemented correctly all money must be paid to front office by the DUE DATE, there will be no exceptions.**

Permission notes, fully completed with child's name and class, must be given to the front office once you have made your payment online, or at the same time as money is presented.

In cases of financial hardship, the school *may* be able to assist by contributing a part payment.

Please contact the office for more information.

## KINDERGARTEN 2022



**HONOUR SHW SERVICE WISDOM**

### ENROL NOW FOR KINDERGARTEN 2022

If your child is turning 5 before 31st July 2021 you can enrol them now in your local school.

Please contact Seven Hills West Public School between 8:30am and 3:15pm to complete an enrolment form.

For more information please contact our school office on 9622 2136 or email [sevenhillw-p.school@det.nsw.edu.au](mailto:sevenhillw-p.school@det.nsw.edu.au)

## PRESCHOOL 2022



**HONOUR SHW SERVICE WISDOM**

### ENROL NOW FOR PRESCHOOL 2022

RATED EXCEEDING NATIONAL QUALITY STANDARD

Are you looking for a high quality Preschool for your 4 year old?

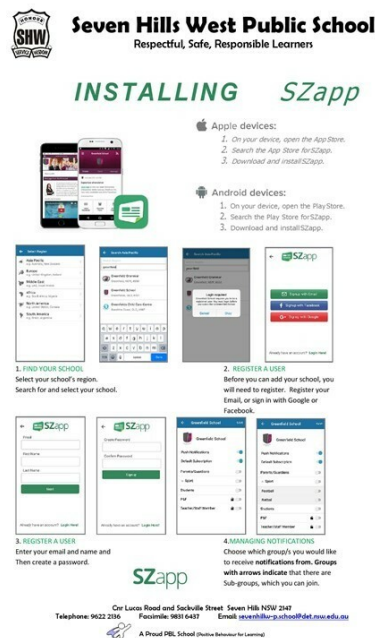
Please contact Seven Hills West Public School to register your interest.

Growing Great Human Beings Every Day at Seven Hills West Public Preschool

For more information please contact our school office on 9622 2136 or email [sevenhillw-p.school@det.nsw.edu.au](mailto:sevenhillw-p.school@det.nsw.edu.au)

## Community News

## Schoolzine



**Seven Hills West Public School**  
Respectful, Safe, Responsible Learners

### INSTALLING SZapp

**Apple devices:**

1. On your device, open the App Store.
2. Search the App Store for SZapp.
3. Download and install SZapp.

**Android devices:**

1. On your device, open the Play Store.
2. Search the Play Store for SZapp.
3. Download and install SZapp.

**1. FIND YOUR SCHOOL**  
Select your school's region. Search for and select your school.

**2. REGISTER A USER**  
Before you can add your school, you will need to register. Register your Email, or sign in with Google or Facebook.

**3. REGISTER A USER**  
Enter your email and name and then create a password.

**4. MANAGING NOTIFICATIONS**  
Choose which groups you would like to receive notifications from. Groups with arrows indicate that there are sub-groups, which you can join.

**SZapp**  
Our Lucas Road and Sackville Street Seven Hills NSW 2147  
Telephone: 9622 2136 Facsimile: 9681 6437 Email: [sevenhillw-p.school@det.nsw.edu.au](mailto:sevenhillw-p.school@det.nsw.edu.au)  
A Proud PBL School (Positive Behaviour for Learning)



# Facebook



**Seven Hills West Public School**  
Respectful, Safe, Responsible Learners



## SEVEN HILLS WEST IS ON FACEBOOK!

Stay connected and up-to-date with news and upcoming events at Seven Hills West Public School.

Step 1: Log into your personal Facebook account.

Step 2: Search 'Seven Hills West Public School'

Step 3: Click on 'Pages'



Step 4: Like

Please also visit our website [www.sevenhillw-p.schools.nsw.edu.au/](http://www.sevenhillw-p.schools.nsw.edu.au/) for more information, notes and notices.

Car Lucas Road and Sackville Street Seven Hills NSW 2147  
Telephone: 9622 2136 Facsimile: 9611 6487 Email: [sevenhillw-p.school@det.nsw.edu.au](mailto:sevenhillw-p.school@det.nsw.edu.au)  
 A Proud PBL School (Positive Behaviour for Learning)

## Important



Please note, SHWPS Facebook page is for informing parents of up-coming events/changes in dates/event cancellations and also showcasing photos of students and their events.

**DO NOT** use this forum to request appointments/interviews with teachers or ask about upcoming events. Should you need to contact a teacher or have a question, please ring the school on 9622 2136 to assist you with your enquiries.

Thanks.