


*Welcome To
Seven Hills West
Public School*



Kindergarten Information Book 2018



School Details

NAME OF SCHOOL:

Seven Hills West Public School

ADDRESS:

Cnr. Lucas Road and Sackville Street, Seven Hills, 2147.

PHONE NUMBER:

9622 2136

FAX NUMBER:

9831 6437

E-mail:

sevenhillw-p.school@det.nsw.edu.au

Facebook: Seven Hills West Public School with School Logo



STAFF:

Mrs Kylie Becker

Principal

Mrs Katie Gardiner

Assistant Principal
(Relieving)

Mrs Wendy August

Assistant Principal

Ms Paris Jade

Assistant Principal

Miss Naomi Price

Assistant Principal
(Relieving)

WELCOME

Welcome to Seven Hills West Public School. We hope that your child will spend many happy, challenging and rewarding years at our school. Starting school is one of the most exciting experiences you will share with your child. At Seven Hills West our Transition to School program is designed to enable a smooth start to school and to be as informative as possible. We have a whole school approach to the transition program which allows:

- + Your child to become familiar with school routines, teaching staff, other students and classrooms.
- + You as a parent to become familiar with the school, staff, expectations and Kindergarten.
- + Positive relationships to develop between children, parents and staff.

Remember

Starting school is a big step for your child and it takes time to adjust.

Let the teachers know if there is anything happening in your family that might upset your child at school.

Children do best at school when their parents and teachers support each other.

Let the teacher know when you are pleased with what is happening at school.

Starting school should be an enjoyable, positive experience where children have the opportunity to make new friends and experience new things. Please be assured we are here to help you and your child settle in.



Mrs K Becker
Principal
Mrs K Gardiner
Rel. Assistant Principal



PREPARING YOUR CHILD FOR TRANSITION TO KINDERGARTEN

To prepare your child for Kindergarten 2018, as a part of our Transition to School program, Seven Hills West Public School runs the Kindergarten Orientation Sessions in Term 4, 2017. These sessions will run on Wednesdays, from 9.00am to 11.00am at our school. Your child will participate in a variety of learning and play activities to prepare them for the transition to Kindergarten. Parents and caregivers will attend Parent Information Sessions during this time to learn more about our school and preparation skills for your child to successfully transition from Preschool to Kindergarten. You should have already received a note detailing these sessions, and you will learn more about them at the Kindergarten Information Night.



Here are some helpful tips to prepare your child for these upcoming Kindergarten Orientation Sessions (KOS) and most importantly, for school in 2018:

- Drive by the school a few times with your child so that school becomes a familiar place;
- Attend the school's Kindergarten Transition Sessions (KOS);
- Attend the Kindergarten Information Night for parents set by the school;
- Explain the school rules and expectations to your child;
- Practise unwrapping school lunches and drinking from drink bottles or juice packs;
- Read stories and discuss the pictures with your child;
- Use the Literacy Pack (provided by the school) with your child to practise reading and writing skills;
- Use the Numeracy Pack (provided by the school) with your child to practise Mathematic skills;
- Recognising colours in the environment;
- Completing 'job tasks', for example, cleaning up, putting toys away, following instructions; and
- Developing independent skills and attitude.

THE 15 MOST IMPORTANT SKILLS FOR CHILDREN COMMENCING SCHOOL

(As voted by Kindergarten Teachers)

1. Use the toilet independently
2. Follow verbal instructions
3. Dress and undress (jumper, hat etc)
4. Identify own name in print
5. Look after own belongings
6. Share with peers
7. Express needs and wants
8. Hold pencil to make marks on the paper
9. Keep still for short periods of time and listen
10. Separate from parents
11. Take turns
12. Speak clearly
13. Identify own belongings
14. Open lunch box and packaging
15. Use handkerchief/tissue



SEVEN HILLS WEST PUBLIC SCHOOL P&C ASSOCIATION

Dear Parents/Caregivers

The Seven Hills West Public School P&C Association would like to welcome you to our school. We meet in the library at 9.30am on the third Wednesday of each month. Our first meeting for 2018 will be on Wednesday 15th February, and everyone is invited to attend.

Being involved with your schools P&C is a great way to meet other families, have an input into your child's school and assist in the much-needed fundraising events we hold each year to raise those vital much-needed dollars to further assist your children and your school to become a better learning facility.

Don't worry if you can't attend EVERY meeting, but make yourself known to the committee members – particularly through the 'hub' of our association, the Canteen. Let us know if you are willing and able to assist in any events which may be coming up at the school. For example, being able to help on stalls, or assist on our hot dog days, or able to pick up goods which we may require for these events, or new and exciting ideas on how to raise funds for our school.

The P&C is always active. We hold our regular 'Welcome' event in February, as well as Mother's Day and Father's Day stalls, Easter Raffle and Hot Dog Days. We also try to hold a 'major' fundraising event each year – but for this we need the assistance of people to be able to achieve success for such an event. So please come along and lend a hand.

Our P&C relies on **ALL** families at Seven Hills West Public School to assist us in accomplishing our goal of raising funds for our school and our children. We look forward to meeting new faces and having fresh ideas for our school. So if you are able to lend a hand, have an idea or just want to join in and meet new people, either come along to our meetings or pop into the canteen and leave your name so we can use your much needed skills and help.

With the fantastic team of people at our school, ranging from the Principal, Executive staff, Classroom teachers, SASS staff and our P&C committee, we know the experience you have from Kindergarten through to Year 6 at Seven Hills West Public School will be a warm and lasting relationship and a positive experience.

Regards
Narelle Crayton
President
Seven Hills West Public School P&C Association

FOOD AT SCHOOL


Once your child starts Kindergarten, they will be given a **recess** and **lunch** break every day. During this break time, students will be allocated an eating time as well as playtime. It is important to pack your child:

- **Recess:** Snack food options (small) in a separate container or wrapper as it is easier for them not to take their lunchboxes out to the playground;
- **Crunch and Sip:** Fresh fruit or vegetables to snack on every day during learning time and a bottle of water;
- **Lunch:** Sandwich or lunch snack. These will be eaten in the classroom, however, at times taken to other areas, so it would be a good idea to place in separate packaging or containers inside the lunchbox.

Children need to know which food is for which break. Placing morning tea and lunch in different coloured containers may be helpful. If you are giving your child a lunch order, let them know, so that they are not upset or surprised if they do not find food in the lunchboxes. Lunch orders will be collected from the canteen by each class daily. More information on the canteen and lunch orders can be found in the **School Information Booklet**, also found within this Information Pack.

Make food quick and easy to eat. If you send too much food it may be wasted and cause anxiety if your child believes that he/she must eat it all. It is important that children eat fruit and drink plenty of water.

The school canteen provides nourishing and very affordable, well balanced lunches and is open daily.




KINDERGARTEN

SYLLABUS

The Department of Education and the Board of Studies sets the curriculum for all government schools in NSW. There are six Learning Areas. These are

- **English:**

- Writing and Representing
- Reading and Viewing
- Speaking and Listening
- Handwriting and using Digital Technologies
- Spelling
- Grammar, Punctuation and Vocabulary
- Thinking Imaginatively
- Expressing Themselves



- **Mathematics:**

- Number and Algebra
- Measurement and Geometry
- Statistic and Probability



- **Human Society and its Environment (HSIE) & History:**

- The aim of the History syllabus is to stimulate students' interest in and enjoyment of exploring the past, to develop a critical understanding of the past and its impact on the present, to develop the critical skills of historical inquiry and to enable students to participate as active, informed and responsible citizens.

- **Science and Technology:**

- Foster students' sense of wonder and expand their natural curiosity about the world around them in order to develop their understanding of, interest in, and enthusiasm for science and technology
- Develop students' competence and creativity in applying the processes of Working Scientifically and Working Technologically to appreciate and understand the Natural Environment and Made Environment
- Enhance students' confidence in making evidence-based decisions about the influences of science and technology in their lives
- Enable students to confidently respond to needs and opportunities when designing solutions relevant to science and technology in their lives.

- **Creative and Performing Arts:**

- Creative Arts in K-6 is designed to enable students to gain increasing understanding and accomplishment in the visual arts, music, drama and dance and for students to appreciate the meanings and values that each of the art forms offer personally, culturally and as forms of communication.

- **Personal Development, Health and Physical Education:**

- The aim of this syllabus is to develop in each student the knowledge and understanding, skills and values and attitudes needed to lead healthy, active and fulfilling lives. In doing so, the syllabus will form the basis for students to adopt a responsible and productive role in society.

Many of the learning experiences will be integrated units.

PARENT TIP - HOW TO HELP YOUR CHILD AT SCHOOL

Here are some suggestions for parents, guaranteed to make any student's learning more effective and enjoyable. Each idea, if acted upon, will help provide a foundation for what we, your partners in education, are doing at school:

- Foster reading in the home. Give books as presents and take the family to the local library occasionally. Establish the habit of daily reading to the children and encourage them to spend some time with a book before lights-out each night.
- Talk with the children about the stories they have written at school. Express interest in the content, helping the young authors to feel good about themselves as writers. Don't be too critical about mistakes in grammar and spelling.
- After school excursions, talk about the things that were seen and done. One of the most valuable results of children's outings is found in their use of language to relive and make sense of the experience.
- Cultivate the children's curiosity. Encourage them to ask questions, to wonder about, things to have hunches and then to check them out.
- Encourage imaginative play. When children dress up or play different types of make-believe games, they are developing the creative side of their personality.
- If you are going to help with formal homework, be supportive and encouraging rather than anxious and critical. Check methods being taught in the classroom, especially in mathematics, before showing "the way we used to do it at school".

Above all, be clear about the difference between pressure (which can destroy self-confidence and the excitement of learning) and encouragement (which stimulates growth and true achievement).



Your Notes and Reminders: